



## On-Line Soccer Registration


### *Instructions for Parents*

If you are a Parent **who has never registered on-line** for soccer with the Lynbrook/East Rockaway Soccer Club, then you first need to create an account at the following website ([www.sportssignup.com/lilybrookrockaway.start](http://www.sportssignup.com/lilybrookrockaway.start)), add yourselves as Adults, add your Child or Children to your account, and then register them as Players. Start with Step **1** on the next page.

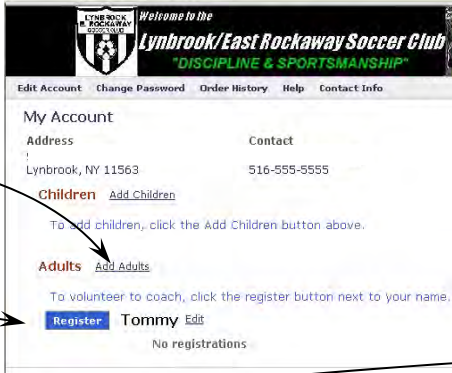
If you are a Parent **who had previously registered on-line** for soccer with Lynbrook/East Rockaway Soccer, then you can log into your previous account, and register your child again for this coming season. When you log onto the system ([www.sportssignup.com/lilybrookrockaway.start](http://www.sportssignup.com/lilybrookrockaway.start)), click on the **Register** button next to your child's name and you will be prompted with a screen similar to Step **6** as described on the following page.

# INSTRUCTIONS FOR ON-LINE SOCCER REGISTRATION

- Go to [www.sportssignup.com/llynbrookrockaway.start](http://www.sportssignup.com/llynbrookrockaway.start) and click here, then click on **Create an Account**, enter your Email and Password information, and click **Next**

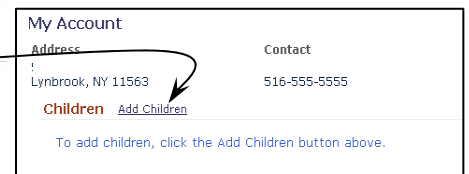


- Enter the Account Owner's Information (either Parent), click **Next**, and then enter the Emergency Contact Information and click **Next**



- Click **Go To Account** and click on **Add Adults**

- Add other Parent and click **Save**  
 [If you are volunteering to Coach, click **Register** next to your name, and follow instructions, and fill in Role and Division, then click **Continue**, then **Register Another Person** to **Add Children**.]



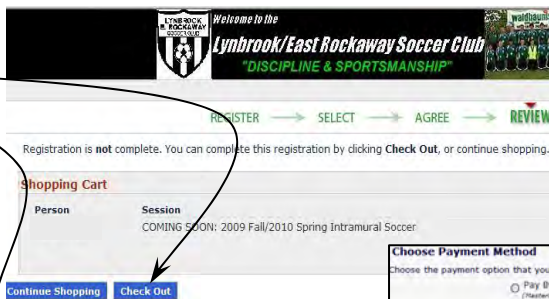
- Click on **Add Children**, and fill in required information, and click **Save**

- Continue to **Add Children** until done, then click **Register** next to each child, then **Register to Play**. Select the appropriate **Program** (Travel or Intramural) and **Division**, and answer the Questions noted, and click **Continue**



- Click **Register Another Person** if there is more than one child, and repeat step 6.

- Read the Consent Form, and Click on **Agree** then **Check Out**, then choose **Payment Method** then **Confirm Order**



If paying by Credit Card, enter Card information.

If paying by Check, make note of your Reference Number, and make your Check to:

**The Lynbrook / East Rockaway Soccer Club,**  
**Lynbrook/East Rockaway Soccer Club**  
**P.O. Box 2**  
**East Rockaway, NY 11518**



- Then Click **Done**, and Log Out.

